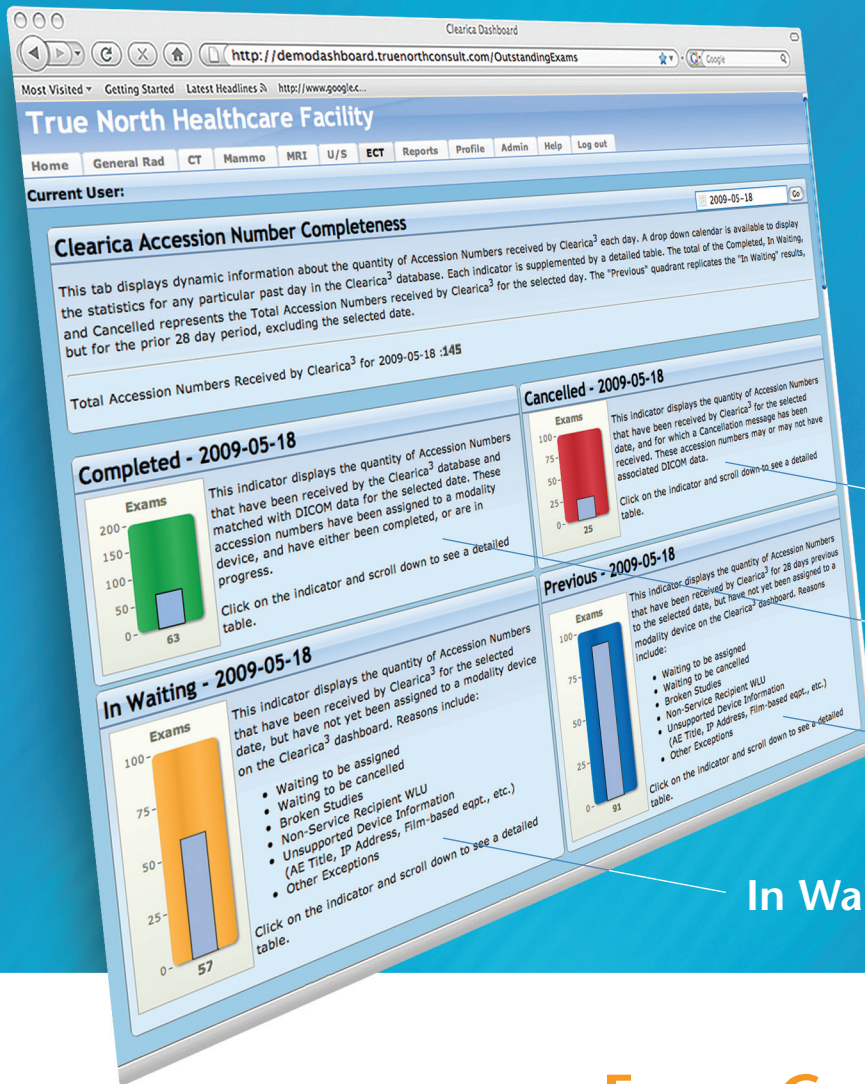


Clearica³™

If you can't measure it, you can't manage it.



Cancelled

Completed

Previous

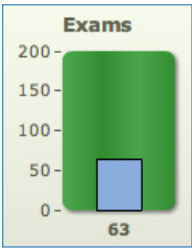
In Waiting

Exam Completeness Tab

The Exam Completeness Tab (ECT) presents real-time information to assist all DI staff in improving and maintaining the quality of their DI data.

This tab displays dynamic information about the quantity of accession numbers received by Clearica³ each day. A drop-down calendar is available to display the statistics for any particular past day in the Clearica³ database. Each indicator is supplemented by a detailed table. The total of the Completed, In Waiting, and Cancelled exams represents the total accession numbers received by Clearica³ for the selected day. The "Previous" quadrant replicates the "In Waiting" results, but for the prior 28 day period, excluding the selected date.



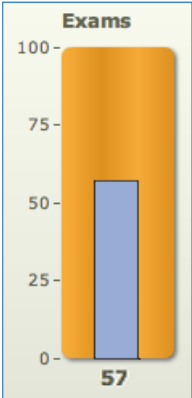


Completed

This indicator displays the quantity of accession numbers that have been received by the Clearica³ database and matched with DICOM data for the selected date. These accession numbers have been assigned to a modality device and have either been completed, or are in progress.

Benefits:

- Any authorized user may track the status of any patient exam.
- Real-time visual indicator of patient exams in the system.



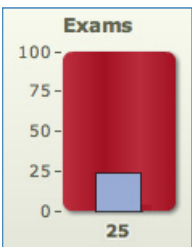
In Waiting

This indicator displays the quantity of accession numbers that have been received by Clearica³ for the selected date, but have not yet been assigned to a modality device on the Clearica³ dashboard. Reasons include:

- Waiting to be assigned
- Waiting to be cancelled
- Broken studies
- Non-Service Recipient WLU
- Unsupported device information (AE Title, IP address, film-based equipment, etc.)
- Other exceptions

Benefits:

- Accelerates the reconciliation of exceptions; merges information from disparate systems (i.e. RIS, PACS and image modality) into one focal point for quick investigation.
- Real-time visual indicator of the data quality issues that may need attention.
- Quick-find area for orphaned/lost studies for the selected date and facilitates reconciliation of these studies between HL7 and DICOM data for users.
- Real-time visual indicator of pending patient exams in the system.

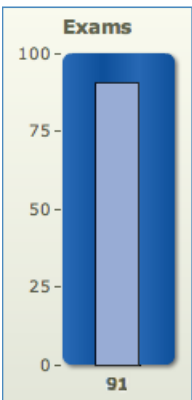


Cancelled

This indicator displays the quantity of accession numbers that have been received by Clearica³ for the selected date, and for which a Cancellation message has been received. These accession numbers may or may not have associated DICOM data.

Benefits:

- Track frequency and source of cancelled exams; high frequency and un-necessary number of cancelled exams wastes time and effort.
- Real-time visual indicator of the workload associated with cancelled cases each day.



Previous

This indicator displays the quantity of accession numbers that have been received by Clearica³ for 28 days previous to the selected date, but have not yet been assigned to a modality device on the Clearica³ dashboard. Reasons include:

- Waiting to be assigned
- Waiting to be cancelled
- Broken studies
- Non-Service Recipient WLU
- Unsupported device information (AE Title, IP address, film-based equipment, etc.)
- Other exceptions

Benefits:

- Accelerates the reconciliation of exceptions; brings information from disparate systems (i.e. RIS, PACS and image modality) into one focal point for quick investigation.
- Visual indicator of previous days' data quality issues that may need attention.
- Quick-find area for orphaned/lost studies and facilitates re-entry of these studies back into PACS and to potential users.



True North Consulting & Associates Inc.
Providing new directions in healthcare technology solutions.

27-2199 Burnhamthorpe Road West,
 Mississauga, Ontario, Canada L5L 5M7
 905.271.4060
www.truenorthconsult.com

